

RESOLUTION 97-2011

A RESOLUTION OF THE TOWN OF MALABAR, BREVARD COUNTY, FLORIDA, RELATING TO WATER AND SEWER UTILITY RATES FOR FY 2011/2012; PROVIDING FOR AN INCREASE IN WATER AND SEWER UTILITY RATES IN THE TOWN; PROVIDING FOR REPEAL; AND PROVIDING FOR AN EFFECTIVE DATE.

WHEREAS, the Town of Malabar entered into a wholesale water and waste water service agreement with the City of Palm Bay on May 5, 1993; and

WHEREAS, the agreement provided that the customers that have connected to the Town's facilities shall pay the Town's rates, fees, charges, and deposits approved by the Town Council for such water and waste water service capacity; and

WHEREAS, the Town of Malabar adopted Resolution 01-2001 providing Malabar Utility Customers shall pay rates equal to Palm Bay's after an equity study had been performed by the City of Palm Bay; and

WHEREAS, the Town of Malabar adopted Resolution 12-2006 providing Malabar Utility Customers shall pay rates 15% above the Palm Bay rates in order to generate sufficient revenues to meet increased expenses; and

WHEREAS, the City of Palm Bay has imposed the rate increases upon the Town more particularly described in **EXHIBIT A** to this Resolution; and

WHEREAS, the Town has determined that in order to meet increased expenses, the Town must continue to impose an additional fifteen percent (15%) rate increase above and beyond the rate increase imposed by the City of Palm Bay and is attached as **EXHIBIT "B"**.

NOW, THEREFORE, be it resolved by the Town Council of the Town of Malabar, Brevard County, Florida that:

SECTION 1. The Town of Malabar hereby adopts the rate schedule attached hereto as **EXHIBIT B** and made a part hereof.

SECTION 2. All resolutions or parts of resolutions in conflict herewith are hereby repealed.

SECTION 3. This resolution shall take effect with the October, 2011 billing.

This Resolution was moved for adoption by Council Member AQUAVIVA and was seconded by Council Member Beatty and, upon being put to a vote, the vote was as follows:

Council Member Carl Beatty


Aye

Council Member David White
 Council Member Steven (Steve) Rivet
 Council Member Jeffrey (Jeff) McKnight
 Council Member Marisa Acquaviva


Excused
Aye
Excused
Aye

This Resolution was then declared duly passed and adopted this 12th day of September, 2011.

TOWN OF MALABAR

BY: 
 Mayor Thomas M. Eschenberg,
 Council Chair

ATTEST:


 Debby K. Franklin, C.M.C.
 Town Clerk/Treasurer

(Seal)

Approved as to form and content:



 Karl W. Bohne, Jr., Town Attorney

EXHIBIT "A"

**PALM BAY UTILITY COMMISSION
OUTSIDE CITY LIMITS WATER RATES**

See PDF file

EXHIBIT "A"

CITY OF PALM BAY
INSIDE CITY RATES (Code of Ordinances, Section 200.17)
 Water and Wastewater Rate Structure and Monthly Rates

Table 19

FY12 Rates PROPOSED - Per Ordinance #2011-__ ; Effective 10/1/2011

PSC Index Adjustment = 1.18% for
 10/1/11 (excluding Wastewater)
 Water Rates = 1.18%
 Wastewater Rates = 4.5%

| <u>All User Classes</u> | <u>WATER</u> | <u>WASTEWATER</u> | | | | |
|---|--------------|-------------------|---|---------------------|-----------------------|-----------------|
| Customer Service Charge | \$0.00 | | | | | |
| <u>Residential Single Family:</u> | | | | | | |
| | | | <u>(1) Monthly Usage Blocks (gallon)</u> | | | |
| Base Facility Charge | | | <u>Block 1</u> | <u>Block 2</u> | <u>Block 3</u> | <u>Block 4</u> |
| 5/8 X 3/4" | \$12.70 | \$15.93 | 0 - 5,000 | 5,001 - 10,000 | 10,001 - 15,000 | Above 15,000 |
| 1" | \$27.45 | \$15.93 | 0 - 5,000 | 5,001 - 10,000 | 10,001 - 15,000 | Above 15,000 |
| 1 1/2" | \$52.01 | \$79.58 | 0 - 5,000 | 5,001 - 10,000 | 10,001 - 15,000 | Above 15,000 |
| 2" | \$81.49 | \$127.33 | 0 - 5,000 | 5,001 - 10,000 | 10,001 - 15,000 | Above 15,000 |
| Usage Rate (per 1000 gallons) (1) | | | | | | |
| First Block | \$3.34 | \$4.60 | | | | |
| Second Block | \$4.36 | | | | | |
| Third Block | \$5.36 | | | | | |
| Fourth Block | \$6.71 | | | | | |
| <u>City and Government</u> | | | | | | |
| Base Facility Charge: | | | <u>Block 1</u> | <u>Block 2</u> | <u>Block 3</u> | <u>Block 4</u> |
| 5/8 X 3/4" | \$12.70 | \$15.93 | 0 - 5,000 | 5,001 - 10,000 | 10,001 - 15,000 | Above 15,000 |
| 1" | \$27.45 | \$39.78 | 0 - 13,000 | 13,001 - 25,000 | 25,001 - 38,000 | Above 38,000 |
| 1 1/2" | \$52.01 | \$79.58 | 0 - 25,000 | 25,001 - 50,000 | 50,001 - 75,000 | Above 75,000 |
| 2" | \$81.49 | \$127.33 | 0 - 40,000 | 40,001 - 80,000 | 80,001 - 120,000 | Above 120,000 |
| 3" | \$160.11 | \$254.61 | 0 - 80,000 | 80,001 - 160,000 | 160,001 - 240,000 | Above 240,000 |
| 4" | \$248.54 | \$397.85 | 0 - 125,000 | 125,001 - 250,000 | 250,001 - 375,000 | Above 375,000 |
| 6" | \$494.21 | \$795.72 | 0 - 250,000 | 250,001 - 500,000 | 500,001 - 750,000 | Above 750,000 |
| 8" | \$789.01 | \$1,273.15 | 0 - 400,000 | 400,001 - 800,000 | 800,001 - 1,200,000 | Above 1,200,000 |
| 10" | \$1,132.65 | \$1,831.16 | 0 - 575,000 | 575,001 - 1,150,000 | 1,150,001 - 1,725,000 | Above 1,725,000 |
| 12" | \$1,722.09 | \$2,786.56 | 0 - 875,000 | 875,001 - 1,750,000 | 1,750,001 - 2,625,000 | Above 2,625,000 |
| Usage Charge (per 1000 gallons) | | | | | | |
| First Block | \$3.34 | \$4.60 | | | | |
| Second Block | \$4.36 | | | | | |
| Third Block | \$5.36 | | | | | |
| Fourth Block | \$6.71 | | | | | |
| <u>Commercial/Multifamily/Institutional:</u> | | | | | | |
| Base Facility Charge: | | | <u>Block 1</u> | <u>Block 2</u> | <u>Block 3</u> | <u>Block 4</u> |
| 5/8 X 3/4" | \$13.67 | \$17.50 | 0 - 5,000 | 5,001 - 10,000 | 10,001 - 15,000 | Above 15,000 |
| 1" | \$29.90 | \$43.78 | 0 - 13,000 | 13,001 - 25,000 | 25,001 - 38,000 | Above 38,000 |
| 1 1/2" | \$56.93 | \$87.54 | 0 - 25,000 | 25,001 - 50,000 | 50,001 - 75,000 | Above 75,000 |
| 2" | \$89.35 | \$140.09 | 0 - 40,000 | 40,001 - 80,000 | 80,001 - 120,000 | Above 120,000 |
| 3" | \$175.82 | \$280.14 | 0 - 80,000 | 80,001 - 160,000 | 160,001 - 240,000 | Above 240,000 |
| 4" | \$273.12 | \$437.73 | 0 - 125,000 | 125,001 - 250,000 | 250,001 - 375,000 | Above 375,000 |
| 6" | \$543.35 | \$875.46 | 0 - 250,000 | 250,001 - 500,000 | 500,001 - 750,000 | Above 750,000 |
| 8" | \$867.63 | \$1,400.74 | 0 - 400,000 | 400,001 - 800,000 | 800,001 - 1,200,000 | Above 1,200,000 |
| 10" | \$1,245.38 | \$2,013.46 | 0 - 575,000 | 575,001 - 1,150,000 | 1,150,001 - 1,725,000 | Above 1,725,000 |
| 12" | \$1,893.64 | \$3,063.96 | 0 - 875,000 | 875,001 - 1,750,000 | 1,750,001 - 2,625,000 | Above 2,625,000 |
| Usage Charge (per 1000 gallons) | | | | | | |
| First Block | \$3.34 | \$4.60 | | | | |
| Second Block | \$4.36 | | | | | |
| Third Block | \$5.36 | | | | | |
| Fourth Block | \$6.71 | | | | | |
| <u>Industrial/Bulk User:</u> | | | | | | |
| Base Facility Charge: | | | | | | |
| 2" | \$397.71 | \$740.43 | | | | |
| 3" | \$769.83 | \$1,438.25 | | | | |
| 4" | \$1,184.72 | \$2,216.34 | | | | |
| 6" | \$2,345.16 | \$4,392.50 | | | | |
| 8" | \$3,146.74 | \$7,644.38 | | | | |
| 10" | \$4,522.18 | \$10,988.80 | | | | |
| 12" | \$8,452.01 | \$20,544.28 | | | | |
| Usage Charge - All Flow | | | | | | |
| | \$1.88 | \$1.93 | | | | |
| <u>Sewer Only (Flat Charge)</u> | | | | | | |
| | | \$38.92 | per mth per ERC | | | |
| <u>Reclaimed Water:</u> | | | | | | |
| Residential - Flat Rate | \$18.42 | | | | | |
| Commercial - Metered - Base | \$18.42 | per EIC* | | | | |
| Commercial - Metered - Cons | \$1.23 | per tgals | | | | |

*EIC = Equivalent Irrigation Connection or 500 gpd of Reuse

CITY OF PALM BAY
 OUTSIDE CITY RATES (Code of Ordinances, Section 200.17)
 Water and Wastewater Rate Structure and Monthly Rates

Table 19

FY12 Rates PROPOSED - Per Ordinance #2011-___; Effective 10/1/2011

PSC Index Adjustment =
 1.18% for 10/1/11 (excluding
 Wastewater)
 Wastewater = 4.5%
 CWP City Paper Surcharge =
 10%
 CWP City WWP Surcharge =

| <u>All User Classes</u> | <u>WATER</u> | <u>WASTEWATER</u> | | | | |
|---|--------------|-------------------|---|---------------------|-----------------------|-----------------|
| Customer Service Charge | \$0.00 | | | | | |
| <u>Residential Single Family:</u> | | | <u>(1) Monthly Usage Blocks (gallon)</u> | | | |
| Base Facility Charge: | | | <u>Block 1</u> | <u>Block 2</u> | <u>Block 3</u> | <u>Block 4</u> |
| 5/8 X 3/4" | \$13.97 | \$19.91 | 0 - 5,000 | 5,001 - 10,000 | 10,001 - 15,000 | Above 15,000 |
| 1" | \$30.20 | \$19.91 | 0 - 5,000 | 5,001 - 10,000 | 10,001 - 15,000 | Above 15,000 |
| 1 1/2" | \$57.21 | \$99.48 | 0 - 5,000 | 5,001 - 10,000 | 10,001 - 15,000 | Above 15,000 |
| 2" | \$89.64 | \$159.16 | 0 - 5,000 | 5,001 - 10,000 | 10,001 - 15,000 | Above 15,000 |
| | | \$0.00 | | | | |
| Usage Rate (per 1000 gallons) (1) | | | | | | |
| First Block | \$3.67 | \$5.75 | | | | |
| Second Block | \$4.80 | | | | | |
| Third Block | \$5.90 | | | | | |
| Fourth Block | \$7.38 | | | | | |
| <u>City and Government</u> | | | <u>Block 1</u> | <u>Block 2</u> | <u>Block 3</u> | <u>Block 4</u> |
| Base Facility Charge: | | | | | | |
| 5/8 X 3/4" | \$13.97 | \$19.91 | 0 - 5,000 | 5,001 - 10,000 | 10,001 - 15,000 | Above 15,000 |
| 1" | \$30.20 | \$49.73 | 0 - 13,000 | 13,001 - 25,000 | 25,001 - 38,000 | Above 38,000 |
| 1 1/2" | \$57.21 | \$99.48 | 0 - 25,000 | 25,001 - 50,000 | 50,001 - 75,000 | Above 75,000 |
| 2" | \$89.64 | \$159.16 | 0 - 40,000 | 40,001 - 80,000 | 80,001 - 120,000 | Above 120,000 |
| 3" | \$176.12 | \$318.26 | 0 - 80,000 | 80,001 - 160,000 | 160,001 - 240,000 | Above 240,000 |
| 4" | \$273.39 | \$497.31 | 0 - 125,000 | 125,001 - 250,000 | 250,001 - 375,000 | Above 375,000 |
| 6" | \$543.63 | \$994.65 | 0 - 250,000 | 250,001 - 500,000 | 500,001 - 750,000 | Above 750,000 |
| 8" | \$867.91 | \$1,591.44 | 0 - 400,000 | 400,001 - 800,000 | 800,001 - 1,200,000 | Above 1,200,000 |
| 10" | \$1,245.92 | \$2,288.95 | 0 - 575,000 | 575,001 - 1,150,000 | 1,150,001 - 1,725,000 | Above 1,725,000 |
| 12" | \$1,894.30 | \$3,483.20 | 0 - 875,000 | 875,001 - 1,750,000 | 1,750,001 - 2,625,000 | Above 2,625,000 |
| Usage Charge (per 1000 gallons) | | | | | | |
| First Block | \$3.67 | \$5.75 | | | | |
| Second Block | \$4.80 | | | | | |
| Third Block | \$5.90 | | | | | |
| Fourth Block | \$7.38 | | | | | |
| <u>Commercial/Multifamily/Institutional:</u> | | | <u>Block 1</u> | <u>Block 2</u> | <u>Block 3</u> | <u>Block 4</u> |
| Base Facility Charge: | | | | | | |
| 5/8 X 3/4" | \$15.04 | \$21.88 | 0 - 5,000 | 5,001 - 10,000 | 10,001 - 15,000 | Above 15,000 |
| 1" | \$32.89 | \$54.73 | 0 - 13,000 | 13,001 - 25,000 | 25,001 - 38,000 | Above 38,000 |
| 1 1/2" | \$62.62 | \$109.43 | 0 - 25,000 | 25,001 - 50,000 | 50,001 - 75,000 | Above 75,000 |
| 2" | \$98.29 | \$175.11 | 0 - 40,000 | 40,001 - 80,000 | 80,001 - 120,000 | Above 120,000 |
| 3" | \$193.40 | \$350.18 | 0 - 80,000 | 80,001 - 160,000 | 160,001 - 240,000 | Above 240,000 |
| 4" | \$300.43 | \$547.16 | 0 - 125,000 | 125,001 - 250,000 | 250,001 - 375,000 | Above 375,000 |
| 6" | \$597.69 | \$1,094.33 | 0 - 250,000 | 250,001 - 500,000 | 500,001 - 750,000 | Above 750,000 |
| 8" | \$954.39 | \$1,750.93 | 0 - 400,000 | 400,001 - 800,000 | 800,001 - 1,200,000 | Above 1,200,000 |
| 10" | \$1,369.92 | \$2,516.83 | 0 - 575,000 | 575,001 - 1,150,000 | 1,150,001 - 1,725,000 | Above 1,725,000 |
| 12" | \$2,083.00 | \$3,829.95 | 0 - 875,000 | 875,001 - 1,750,000 | 1,750,001 - 2,625,000 | Above 2,625,000 |
| Usage Charge (per 1000 gallons) | | | | | | |
| First Block | \$3.67 | \$5.75 | | | | |
| Second Block | \$4.80 | | | | | |
| Third Block | \$5.90 | | | | | |
| Fourth Block | \$7.38 | | | | | |
| <u>Industrial/Bulk User:</u> | | | | | | |
| Base Facility Charge: | | | | | | |
| 2" | \$437.48 | \$925.54 | | | | |
| 3" | \$846.81 | \$1,797.81 | | | | |
| 4" | \$1,303.19 | \$2,770.43 | | | | |
| 6" | \$2,579.68 | \$5,490.63 | | | | |
| 8" | \$3,461.41 | \$9,555.48 | | | | |
| 10" | \$4,974.40 | \$13,736.00 | | | | |
| 12" | \$9,297.21 | \$25,680.35 | | | | |
| Usage Charge - All Flow: | \$2.07 | \$2.41 | | | | |
| <u>Sewer Only (Flat Charge)</u> | | \$48.65 | per mth per ERC | | | |

**CITY OF PALM BAY
UTILITIES DEPARTMENT
CONNECTION CHARGES & FEES**

FY12 Rates PROPOSED - Per Ordinance #2011-___; Effective 10/1/2011

Water and Wastewater Capital Charges (Connection Fees) (Code of Ordinances, Section 200.10)

Charges are based on a unit cost per ERC which represents 275 and 210 gpd of water and wastewater capacity respectively

Rates phased in and adjusted by ENR Construction Cost Index for Atlantic Coast Region (1.60%)

| | <u>Per ERC</u> | <u>Ord #</u> | <u>Effective</u> |
|---------------------------|----------------|--------------|------------------|
| Water | \$2,834.21 | 2007-54 | 10/30/2007 |
| Water with Reclaimed | \$2,155.43 | 2007-54 | 10/30/2007 |
| Wastewater | \$3,786.89 | 2007-54 | 10/30/2007 |
| Wastewater with Reclaimed | \$3,131.92 | 2007-54 | 10/30/2007 |
| Reclaimed | \$1,333.75 | 2007-54 | 10/30/2007 |

Prior to 10/30/07 - Annual Rate per ERC

| | | <u>Ord #</u> | <u>Adopted</u> |
|------------|------------|--------------|----------------|
| Water | \$750.00 | 92-32 | 12/3/1992 |
| Wastewater | \$1,650.00 | 92-32 | 12/3/1992 |

Capital Charge Recovery Usage Component (Code of Ordinances, Section 200.10)

Per teals metered

Rates phased in and adjusted by ENR Construction Cost Index for Atlantic Coast Region (1.60%)

| | | <u>Ord #</u> | <u>Effective</u> |
|---------------------------|--------|--------------|------------------|
| Water | \$1.45 | 2007-54 | 10/30/2007 |
| Water with Reclaimed | \$1.10 | 2007-54 | 10/30/2007 |
| Wastewater | \$1.91 | 2007-54 | 10/30/2007 |
| Wastewater with Reclaimed | \$1.59 | 2007-54 | 10/30/2007 |
| Reclaimed | \$0.67 | 2007-54 | 10/30/2007 |

Main Line Extension Charges (MLE) (Code of Ordinances, Section 200.11)

The charge is based on the amount of front footage each specific property occupies upon its respective roadway.

Rates adjusted by ENR Construction Cost Index for Atlantic Coast Region (1.60%)

| | <u>Per Linear Foot</u> | <u>Ord #</u> | <u>Effective</u> |
|------------|------------------------|--------------|------------------|
| Water | \$35.42 | 2004-78 | 8/3/2005 |
| Wastewater | \$55.83 | 2004-78 | 8/3/2005 |

Prior to 8/3/05 - Per Linear Foot

| | | <u>Ord #</u> | <u>Adopted</u> |
|------------|---------|--------------|----------------|
| Water | \$12.88 | 95-23 | 5/4/1995 |
| Wastewater | \$31.96 | 95-23 | 5/4/1995 |

Guaranteed Revenue Charges (Code of Ordinances, Section 200.14)

Charges are billed annually prior to System connection in order to recover certain fixed operating costs of the system

| | <u>Annual Rate per ERC</u> | <u>Ord #</u> | <u>Adopted</u> |
|------------|---|--------------|----------------|
| Water | 12 x monthly residential base facility charge | 05-32 | 7/25/2005 |
| Wastewater | 12 x monthly residential base facility charge | 05-32 | 7/25/2005 |

Prior to July 2005 - Annual Rate per ERC

| | | <u>Ord #</u> | <u>Adopted</u> |
|------------|---------|--------------|----------------|
| Water | \$70.00 | 92-32 | 12/3/1992 |
| Wastewater | \$70.00 | 92-32 | 12/3/1992 |

Meter Installation Fees (Code of Ordinances, Section 200.04)

Rates increased to capture cost for RF Meters (October 2007). Rates adjusted by PSC (1.18%).

| <u>Meter Size</u> | |
|--|--------------------|
| * 5/8 X 3/4" | \$574.70 |
| 5/8 X 3/4" w/double check (residential only) | \$694.09 |
| * 1" | \$617.20 |
| * 1 1/2" | \$738.61 |
| * 2" | \$858.01 |
| Over 2" | Cost Plus Overhead |

*Owner provided backflow requirements may apply.

Fire Protection Services (Code of Ordinances, Section 200.09)

Capacity cost recovery charge assessed annually to customers which have fire lines or standpipes located within the premises of the building or privately owned fire hydrants.

Rates adjusted by PSC (1.18%).

| <u>Annual Rate per Meter Size</u> | <u>Ord #</u> | <u>Adopted</u> |
|-----------------------------------|--------------|------------------|
| 2" | \$138.72 | 92-32 12/3/1992 |
| 4" | \$445.10 | 92-32 12/3/1992 |
| 6" | \$884.41 | 92-32 12/3/1992 |
| 8" | \$1,416.22 | 92-32 12/3/1992 |
| 10" | \$2,034.73 | 92-32 12/3/1992 |
| 12" | \$2,774.63 | 94-55 11/16/1994 |

**City of Palm Bay
Utilities Department
FY12 Rates - Effective 10/1/2011
Miscellaneous Service Charges**

| Misc Code | Description | Receivable Code | Charge Amount | @ 2.17% FY06 Iner | @ 2.74% FY07 Iner | @ 3.09% FY08 Iner | @ 2.39% FY09 Iner | @ 2.55% FY10 Iner | @ .56% FY11 Iner | Revised 4/1/11 FY11 | @ 1.18% FY12 |
|-----------|--|-----------------|---------------|-------------------|-------------------|-------------------|-------------------|-------------------|------------------|-------------------------------|-------------------------------|
| AD | Administrative Fee (Per Request) | AD | \$ 15.00 | \$ 15.33 | \$ 15.75 | \$ 16.23 | \$ 16.62 | \$ 17.04 | \$ 17.14 | \$ 18.00 | \$ 18.21 |
| MT | Bench Test (less than 1.5") | MC | \$ 25.00 | \$ 25.54 | \$ 26.24 | \$ 27.05 | \$ 27.70 | \$ 28.40 | \$ 28.56 | \$ 111.00 | \$ 112.31 |
| | Bench Test (1.5" or greater) | MC | \$ - | \$ - | \$ - | \$ - | \$ - | \$ - | \$ - | Actual Cost | Actual Cost |
| CU | Credit Check Fees | CU | N/A | N/A | \$ 5.00 | \$ 5.00 | \$ 5.00 | \$ 5.00 | \$ 5.00 | Actual Cost or \$5.00 minimum | Actual Cost or \$5.00 minimum |
| | Disconnection/Reconnection Charge (Non-payment) (Normal Hours) | RC | \$ - | \$ - | \$ - | \$ - | \$ - | \$ - | \$ - | \$ 36.00 | \$ 36.42 |
| | Disconnection/Reconnection Charge (Non-payment) (After Hours) | RC/AH | \$ - | \$ - | \$ - | \$ - | \$ - | \$ - | \$ - | \$ 57.12 | \$ 57.79 |
| | Dishonored (Returned) Check Charge | BC | \$ - | \$ - | \$ - | \$ - | \$ - | \$ - | \$ - | *Flt SS 166.251 | *Flt SS 166.251 |
| | High Bill Investigation Fee | MC | \$ - | \$ - | \$ - | \$ - | \$ - | \$ - | \$ - | \$ 25.00 | \$ 25.30 |
| LF | Late Fee | PN | \$ 5.00 | \$ 5.11 | \$ 5.25 | \$ 5.41 | \$ 5.54 | \$ 5.68 | \$ 5.71 | 5% or \$5.00 min | 5% or \$5.00 min |
| | Meter Test (less than 1.5") | MC | \$ - | \$ - | \$ - | \$ - | \$ - | \$ - | \$ - | \$ 88.00 | \$ 89.04 |
| | Meter Test (1.5" or greater) | MC | \$ - | \$ - | \$ - | \$ - | \$ - | \$ - | \$ - | Actual Cost | Actual Cost |
| PM | Pulled Meter Charge (Per Trip) | MC | \$ 30.00 | \$ 30.65 | \$ 31.49 | \$ 32.46 | \$ 33.24 | \$ 34.08 | \$ 34.27 | \$ 22.00 | \$ 22.26 |
| | Re-install Meter Charge (Per Trip) | MC | \$ - | \$ - | \$ - | \$ - | \$ - | \$ - | \$ - | \$ 25.00 | \$ 25.30 |
| | Same Day Service Fee | TO | \$ - | \$ - | \$ - | \$ - | \$ - | \$ - | \$ - | \$ 68.00 | \$ 68.80 |
| | Service Initiation Fee (Per Trip) (Normal Hours) | TR | \$ - | \$ - | \$ - | \$ - | \$ - | \$ - | \$ - | \$ 18.00 | \$ 18.21 |
| | Service Initiation Fee (Per Trip) (After Hours) | AH | \$ - | \$ - | \$ - | \$ - | \$ - | \$ - | \$ - | \$ 68.00 | \$ 68.80 |
| | Temporary Hydrant Meter Installation | MC | \$ - | \$ - | \$ - | \$ - | \$ - | \$ - | \$ - | \$ 125.00 | \$ 126.48 |
| | Temporary Hydrant Meter Removal | MC | \$ - | \$ - | \$ - | \$ - | \$ - | \$ - | \$ - | \$ 60.00 | \$ 60.71 |
| | Temporary Hydrant Meter Relocation | MC | \$ - | \$ - | \$ - | \$ - | \$ - | \$ - | \$ - | \$ 151.00 | \$ 152.78 |
| TR | Transfer Fee (Re-initiation Fee) (Per Trip) (Normal Hours) | TR | \$ 15.00 | \$ 15.33 | \$ 15.75 | \$ 16.23 | \$ 16.62 | \$ 17.04 | \$ 17.14 | \$ 18.00 | \$ 18.21 |
| | Transfer Fee (Re-initiation Fee) (Per Trip) (After Hours) | AH | \$ - | \$ - | \$ - | \$ - | \$ - | \$ - | \$ - | \$ 68.00 | \$ 68.80 |
| TO | Turn On/Off Fee (Per Trip) (Normal Hours) | TO | \$ 15.00 | \$ 15.33 | \$ 15.75 | \$ 16.23 | \$ 16.62 | \$ 17.04 | \$ 17.14 | \$ 18.00 | \$ 18.21 |
| | Turn On/Off Fee (Per Trip) (After Hours) | AH | \$ - | \$ - | \$ - | \$ - | \$ - | \$ - | \$ - | \$ 68.00 | \$ 68.80 |
| UI | Utility Lien Costs | UI | \$ 60.00 | \$ 61.30 | \$ 62.98 | \$ 64.93 | \$ 66.48 | \$ 68.18 | \$ 68.56 | Actual Cost | Actual Cost |

- * Florida State Statutes 166.251 -
- (a) \$25.00 minimum.
- (b) \$30.00 if the face value is more than \$50.00 but does not exceed \$300.00
- (c) Greater of \$40.00 or 5% if the face value is more than \$300.00.

Utility Review and Inspection Fees (Code of Ordinances, Section 200.16)
(Approved per Resolution 2007-43, August 23, 2007)

| | | | | | FY08 | @ 2.39% FY09 Iner | @ 2.55% FY10 Iner | @ .56% FY11 Iner | Revised 4/1/11 FY11 | @ 1.18% FY12 |
|--|------------------|--|--|--|-------------|-------------------|-------------------|------------------|---------------------|--------------|
| Base Fee | | | | | \$ 780.00 | \$ 716.73 | \$ 735.01 | \$ 739.12 | \$ 739.13 | \$ 747.85 |
| Charge per Equivalent Residential Connection (ERC) | | | | | \$ 65.00 | \$ 66.55 | \$ 68.25 | \$ 68.63 | \$ 68.63 | \$ 69.44 |
| Backbone Water Main | per linear foot | | | | \$ 1.00 | \$ 1.02 | \$ 1.05 | \$ 1.06 | \$ 1.06 | \$ 1.07 |
| Backbone Wastewater Main | per linear foot | | | | \$ 1.00 | \$ 1.02 | \$ 1.05 | \$ 1.06 | \$ 1.06 | \$ 1.07 |
| Lift Stations with Backbones | per lift station | | | | \$ 1,500.00 | \$ 1,535.85 | \$ 1,575.01 | \$ 1,583.83 | \$ 1,583.83 | \$ 1,602.52 |

Industrial User Fees and Permit Fees (Code of Ordinances, Section 201.221)

| | | | | | FY10 | @ .56% FY11 Iner | Revised 4/1/11 FY11 | @ 1.18% FY12 |
|---|--|--|--|--|-------------|------------------|---------------------|--------------|
| Industrial User Fee - Inspections | | | | | \$ 25.00 | \$ 25.14 | \$ 25.14 | \$ 25.44 |
| Industrial User Fee - Violation Inspection | | | | | \$ 35.00 | \$ 35.20 | \$ 35.20 | \$ 35.61 |
| Industrial Discharge Permit Fee - Discharge Permit - Type 1 | | | | | \$ 1,800.00 | \$ 1,810.00 | \$ 1,810.00 | \$ 1,831.00 |
| Industrial Discharge Permit Fee - Discharge Permit - Type 2 | | | | | \$ 900.00 | \$ 905.00 | \$ 905.00 | \$ 916.00 |
| Industrial Discharge Permit Fee - Discharge Permit - Type 3 | | | | | \$ 250.00 | \$ 252.00 | \$ 252.00 | \$ 255.00 |

Customer Deposits (Code of Ordinances, Section 200.06)

| | Water | Wastewater |
|-------------------------|----------------------------------|----------------------------------|
| Residential | | |
| 5/8 x 3/4" | 2x Average Bill or \$100 minimum | 2x Average Bill or \$100 minimum |
| 1" | 2x Average Bill or \$100 minimum | 2x Average Bill or \$100 minimum |
| 1 1/2" | 2x Average Bill or \$135 minimum | 2x Average Bill or \$165 minimum |
| 2" | 2x Average Bill or \$225 minimum | 2x Average Bill or \$265 minimum |
| Commercial | | |
| 5/8 x 3/4" | 2x Average Bill or \$100 minimum | 2x Average Bill or \$100 minimum |
| 1" | 2x Average Bill or \$190 minimum | 2x Average Bill or \$260 minimum |
| 1 1/2" | 2x Average Bill or \$310 minimum | 2x Average Bill or \$430 minimum |
| 2" | 2x Average Bill or \$500 minimum | 2x Average Bill or \$700 minimum |
| Over 2" | 2x Average Bill | 2x Average Bill |
| Industrial | | |
| All Meter Sizes | 2x Average Bill | 2x Average Bill |
| Temporary Hydrant Meter | \$350.00 | |

**CITY OF PALM BAY
UTILITIES DEPARTMENT
EXTRA EXPENSES**

FY12 Rates PROPOSED - Per Ordinance #2011-___; Effective 10/1/2011

Reimbursement for Extra Expenses (Code of Ordinances, Section 200.15)

Charges for specific utility services performed by the City at the request of the customer which are determined on an individual basis due to complexity of the service and when no specific fee schedule applies.

Rates adjusted by PSC - 1.18% for FY 12

| <u>Service Provided</u> | <u>Hourly Rates</u> | | <u>Ord #</u> | <u>Adopted</u> |
|---|---------------------|-----------------|--------------|----------------|
| | <u>Regular</u> | <u>Overtime</u> | | |
| * Sewer Cleaning Vacuum Truck | \$177.07 | \$202.36 | 2008-31 | 5/1/2008 |
| * Video & Sealing Services - Includes Video Technicians | \$151.77 | \$174.03 | 2008-31 | 5/1/2008 |
| * Backhoe Services | \$167.96 | \$183.14 | 2008-31 | 5/1/2008 |
| * 4" Trash pump | \$12.14 | | 2008-31 | 5/1/2008 |
| * 6" Trash pump | \$16.19 | | 2008-31 | 5/1/2008 |
| * 8" Trash pump | \$30.35 | | 2008-31 | 5/1/2008 |
| <u>Other Utility Service Calls</u> | | | | |
| * 1 Person Crew | \$57.67 | \$68.80 | 2008-31 | 5/1/2008 |
| * 2 Person Crew | \$78.92 | \$99.16 | 2008-31 | 5/1/2008 |
| * 3 Person Crew | \$99.16 | \$130.52 | 2008-31 | 5/1/2008 |
| * Supervisor | \$65.77 | \$79.93 | 2008-31 | 5/1/2008 |

* Per Hour; 1 Hour Minimum

The costs associated with the use of City equipment not listed above shall be set at the prevailing rate based off of FEMA's Schedule of Equipment Rates, and shall be charged at an hourly rate unless otherwise specified.

EXHIBIT "B"

MALABAR UTILITY RATE SCHEDULE 2011/2012

**TOWN OF MALABAR
2011/2012 FY WATER UTILITY RATES**

EXHIBIT "B"

All User Classes

Customer Service Charge **Water** **Wastewater**
\$4.13

Residential Single Family:

Base Facility Charge:

| | (1) Monthly Usage Blocks (gallons) | | | |
|------------|---|----------------|----------------|----------------|
| | Block 1 | Block 2 | Block 3 | Block 4 |
| 5/8 X 3/4" | 0-5,000 | 5,001-10,000 | 10,001-15,000 | Above 15,000 |
| 1" | 0-5,000 | 5,001-10,000 | 10,001-15,000 | Above 15,000 |
| 1 1/2" | 0-5,000 | 5,001-10,000 | 10,001-15,000 | Above 15,000 |
| 2" | 0-5,000 | 5,001-10,000 | 10,001-15,000 | Above 15,000 |

Usage Rate (per 1000 gallon) (1)

| | | |
|--------------|--------|--------|
| First Block | \$4.22 | \$6.61 |
| Second Block | \$5.52 | |
| Third Block | \$6.79 | |
| Fourth Block | \$8.49 | |

City and Government

Base Facility Charge

| | (1) Monthly Usage Blocks (gallons) | | | |
|------------|---|-------------------|---------------------|-----------------|
| | Block 1 | Block 2 | Block 3 | Block 4 |
| 5/8 x 3/4" | 0-5,000 | 5,001-10,000 | 10,001-15,000 | Above 15,000 |
| 1" | 0-13,000 | 13,001-25,000 | 25,001-38,000 | Above 38,000 |
| 1 1/2" | 0-25,000 | 25,001-50,000 | 50,001-75,000 | Above 75,000 |
| 2" | 0-40,000 | 40,001-80,000 | 80,001-120,000 | Above 120,000 |
| 3" | 0-80,000 | 80,001-160,000 | 160,001-240,000 | Above 240,000 |
| 4" | 0-125,000 | 125,001-250,000 | 250,001-375,000 | Above 375,000 |
| 6" | 0-250,000 | 250,001-500,000 | 500,001-750,000 | Above 750,000 |
| 8" | 0-400,000 | 400,001-800,000 | 800,001-1,200,000 | Above 1,200,000 |
| 10" | 0-575,000 | 575,001-1,150,000 | 1,150,001-1,725,000 | Above 1,725,000 |
| 12" | 0-875,000 | 875,001-1,750,000 | 1,750,001-2,625,000 | Above 2,625,000 |

Usage Rate (per 1000 gallon)

| | | |
|--------------|--------|--------|
| First Block | \$4.22 | \$6.61 |
| Second Block | \$5.52 | |

Third Block \$6.79
 Fourth Block \$8.49

Comm./Multifamily/Institutional

Base Facility Charge

| 5/8 X 3/4" | Block 1 | Block 2 | Block 3 | Block 4 |
|------------|----------------------|-------------------|---------------------|-----------------|
| 1" | \$25.16 0-5,000 | 5,001-10,000 | 10,001-15,000 | Above 15,000 |
| 1 1/2" | \$37.82 0-13,000 | 13,001-25,000 | 25,001-38,000 | Above 38,000 |
| 2" | \$72.01 0-25,000 | 25,001-50,000 | 50,001-75,000 | Above 75,000 |
| 3" | \$113.03 0-40,000 | 40,001-80,000 | 80,001-120,000 | Above 120,000 |
| 4" | \$222.41 0-80,000 | 80,001-160,000 | 160,001-240,000 | Above 240,000 |
| 6" | \$345.49 0-125,000 | 125,001-250,000 | 250,001-375,000 | Above 375,000 |
| 8" | \$687.34 0-250,000 | 250,001-500,000 | 500,001-750,000 | Above 750,000 |
| 10" | \$1,097.55 0-400,000 | 400,001-800,000 | 800,001-1,200,000 | Above 1,200,000 |
| 12" | \$1,575.41 0-575,000 | 575,001-1,150,000 | 1,150,001-1,725,000 | Above 1,725,000 |
| | \$2,395.45 0-875,000 | 875,001-1,750,000 | 1,750,001-2,625,000 | Above 2,625,000 |

Usage Charge (per 1000 gallon)

First Block \$4.22
 Second Block \$5.52
 Third Block \$6.79
 Fourth Block \$8.49

Industrial/Bulk User:

Base Facility Charge

| | | |
|-----|-------------|-------------|
| 2" | \$503.10 | \$1,064.37 |
| 3" | \$973.83 | \$2,067.48 |
| 4" | \$1,498.67 | \$3,185.99 |
| 6" | \$2,966.63 | \$6,314.22 |
| 8" | \$3,980.62 | \$10,988.80 |
| 10" | \$5,720.56 | \$15,796.40 |
| 12" | \$10,691.79 | \$29,532.40 |

Usage Charge - All Flow:

\$2.38 \$2.77

Sewer Only (Flat Charge)

\$48.65 per mth per ERC

**TOWN OF MALABAR - UTILITIES DEPARTMENT
CONNECTION CHARGES & FEES**

Water and Wastewater Capital Charges (Connection Fees)

Charges are based on a unit cost per ERC which represents 275 and 210 gpd of water and wastewater capacity respectively Rates phased in and adjusted by ENR Construction Cost Index for Atlantic Coast Region (1.60%)

| | PER ERC | Reso. # | Effective |
|------------|------------|---------|------------|
| Water | \$3,259.34 | 97-2011 | 09/12/2011 |
| Wastewater | \$4,354.92 | 97-2011 | 09/12/2011 |

Prior to 10/30/2007 - Annual Rate per ERC

| | |
|------------|------------|
| Water | \$750.00 |
| Wastewater | \$1,650.00 |

Meter Installation Fees

Rates increased to capture cost for RF Meters (October 2007). Rates adjusted by PSC (2.55%).

| Meter Size | |
|---|-----------------|
| 5/8 X 3/4" | \$660.91 |
| 5/8 X 3/4" w/double cheek (residential only) | \$798.20 |
| 1" | \$709.78 |
| *1 1/2" | \$849.40 |
| 2" | \$986.71 |
| Over 2" | Cost + Overhead |

*Owner provided backflow requirements may apply.

**TOWN OF MALABAR - UTILITIES DEPARTMENT
CONNECTION CHARGES & FEES**

Fire Protection Services

Capacity cost recovery charge assessed annually to customers which have fire lines or standpipes located within the premises of the building or privately owned fire hydrants. Rates adjusted by PSC (2.55%).

| Annual Rate Per Meter Size | Reso. # | Adopted |
|----------------------------|---------|------------|
| 2" | 97-2011 | 09/12/2011 |
| 4" | 97-2011 | 09/12/2011 |
| 6" | 97-2011 | 09/12/2011 |
| 8" | 97-2011 | 09/12/2011 |
| 10" | 97-2011 | 09/12/2011 |
| 12" | 97-2011 | 09/12/2011 |

\$159.53

\$511.87

\$1,017.07

\$1,628.65

\$2,339.94

\$3,190.82

**TOWN OF MALABAR
MISCELLANEOUS CHARGES**

| NAME OF CHARGE | COST |
|--|-------------|
| Admin Fee | \$19.60 |
| After Hours Charge | \$26.13 |
| Disconnection Charge | \$39.19 |
| Insufficient Bank Draft | \$26.13 |
| Late Fee | \$5.68 |
| Non Sufficient Funds (NSF) Reconnect | \$39.19 |
| Return Check Charge | \$26.13 |
| Temp Turn On/Off Fee | \$19.60 |
| Residential Water Deposit (5/8 X 3/4" or 1") | \$115.00 |
| Residential Sewer Deposit (5/8 X 3/4" or 1") | \$115.00 |
| Residential Water Deposit (1 1/2") | \$155.25 |
| Resident Sewer Deposit (1 1/2") | \$189.75 |
| Residential Water Deposit (2") | \$258.75 |
| Residential Sewer Deposit (2") | \$304.75 |
| Commercial Water Deposit (5/8 X 3/4") | \$115.00 |
| Commercial Sewer Deposit (5/8 X 3/4") | \$115.00 |
| Commercial Water Deposit (1") | \$218.50 |
| Commercial Sewer Deposit (1") | \$299.00 |
| Commercial Water Deposit (1 1/2") | \$356.50 |
| Commercial Sewer Deposit (1 1/2") | \$494.50 |
| Commercial Water Deposit (2") | \$575.00 |
| Commercial Sewer Deposit (2") | \$805.00 |

**SEE ATTACHED SHEET SHOWING METER CHARGES
SEE ATTACHED SHEET SHOWING FIRE PROTECTION SERVICES**

**TOWN OF MALABAR
EXTRA EXPENSES**

FY 12 Rates PROPOSED - Per Ordinance 97-2011 - Effective 10/01/2011

Reimbursement for Extra Expenses

Charges for specific utility services performed by the Town at the request of the customer which are determined on an individual basis due to complexity of the service and when no specific fee schedule applies.

Rates adjusted by PSC - 1.18% for FY 12

| <u>Service Provided</u> | <u>Hourly Rates</u> | | <u>Ord. #</u> | <u>Adopted</u> |
|--|---------------------|-----------------|---------------|----------------|
| | <u>Regular</u> | <u>Overtime</u> | | |
| *Sewer Cleaning Vacuum Truck | \$203.63 | \$232.71 | 97-2011 | 09/12/2011 |
| *Video & Sealing Services - Includes Video Technicians | \$174.54 | \$200.13 | 97-2011 | 09/12/2011 |
| *Backhoe Services | \$193.15 | \$210.61 | 97-2011 | 09/12/2011 |
| *4" Trash Pump | \$13.96 | | 97-2011 | 09/12/2011 |
| *6" Trash Pump | \$18.62 | | 97-2011 | 09/12/2011 |
| *8" Trash Pump | \$34.90 | | 97-2011 | 09/12/2011 |
| <u>Other Utility Service Calls</u> | | | | |
| *1 Person Crew | \$66.32 | \$79.12 | 97-2011 | 09/12/2011 |
| *2 Person Crew | \$90.76 | \$114.03 | 97-2011 | 09/12/2011 |
| *3 Person Crew | \$114.03 | \$150.10 | 97-2011 | 09/12/2011 |
| *Supervisor | \$75.64 | \$91.92 | 97-2011 | 09/12/2011 |

***Per Hour; 1 Hour Minimum**

The costs associated with the use of Town equipment not listed above shall be set at the prevailing rate based off the FEMA's Schedule of Equipment Rates, and shall be charged at an hourly rate unless otherwise specified.